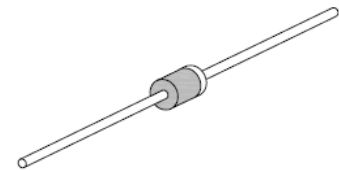


1.0A Sintered Glass Passivated Rectifier

Features

- Sintered glass passivated (SGP) rectifier chip
- Capable of meeting environmental standards of MIL-S-19500
- 1.0A operation at $T_A=75^\circ\text{C}$ and 55°C with no thermal runaway
- High temperature soldering guaranteed: $260^\circ\text{C}/10$ seconds
/.0375" (9.5mm) lead length, 5lbs (2.3kg) tension
- RoHS Compliance



**DO-41
(DO-204AL)**



Mechanical Data

Case:	JEDEC DO-204AL(DO-41) molded plastic body
Epoxy:	Plastic package has UL flammability classification 94V-0
Terminals:	Plated axial leads, solderable per MIL-STD-750, Method 2026
Polarity:	Color band denotes cathode end
Weight:	0.012 ounces, 0.3 gram

Maximum Ratings and Electrical Characteristics ($T_A=25^\circ\text{C}$ unless noted otherwise)

Symbol	Description	GP 10A	GP 10B	GP 10D	GP 10G	GP 10J	GP 10K	GP 10M	Unit	Conditions
V_{RRM}	Maximum Repetitive Peak Reverse Voltage	50	100	200	400	600	800	1000	V	
V_{RMS}	Maximum RMS Voltage	35	70	140	280	420	560	700	V	
V_{DC}	Maximum DC Blocking Voltage	50	100	200	400	600	800	1000	V	
I_{F(AV)}	Maximum Average Forward Rectified Current	1.0							A	0.375" (9.5mm) lead length (Fig.1)
I_{FSM}	Peak Forward Surge Current	30							A	8.3ms single half sine-wave superimposed on rated load (JEDEC Method)

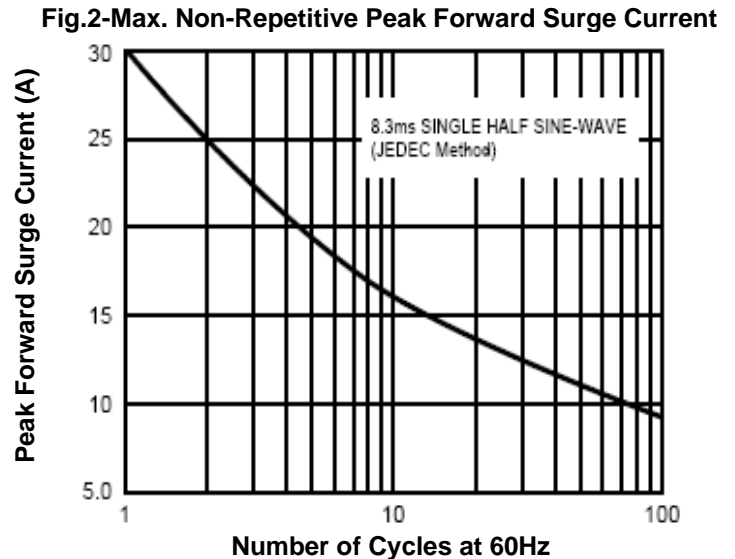
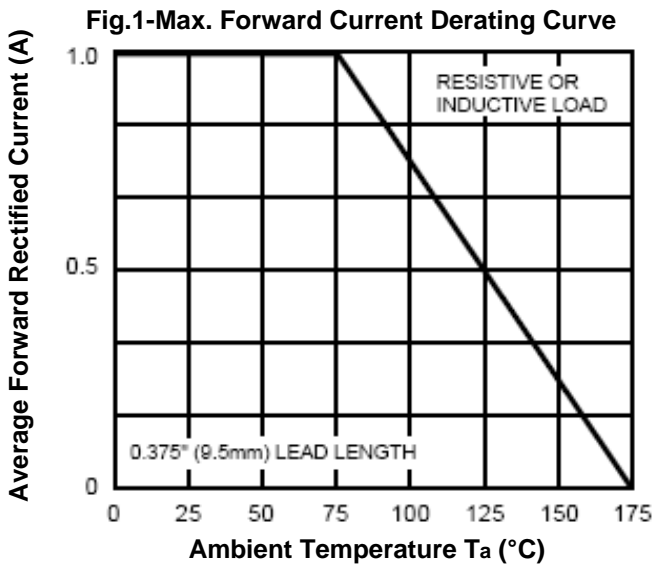
1.0A Sintered Glass Passivated Rectifier

GP10A - GP10M

Symbol	Description	GP 10A	GP 10B	GP 10D	GP 10G	GP 10J	GP 10K	GP 10M	Unit	Conditions
V_F	Maximum Instantaneous Forward Voltage	1.0							V	I _F =1.0 A
I_R	Maximum DC Reverse Current at Rated DC Blocking Voltage	5							μA	T _A =25° C
		30								T _A =125° C
		50								T _A =150° C
C_J	Typical Junction Capacitance	10							pF	V _R =4V, f=1MHz
R_{thJA}	Typical Thermal Resistance	55							°C / W	Note
T_J, T_{STG}	Operating Junction and Storage Temperature Range	-65 to +175							°C	

Note: Thermal resistance from junction to ambient at 0.375" (9.5mm) lead lengths, P.C.B mounted.

Typical Characteristics Curves



1.0A Sintered Glass Passivated Rectifier

GP10A - GP10M

Fig.3- Typical Instantaneous Forward Characteristics

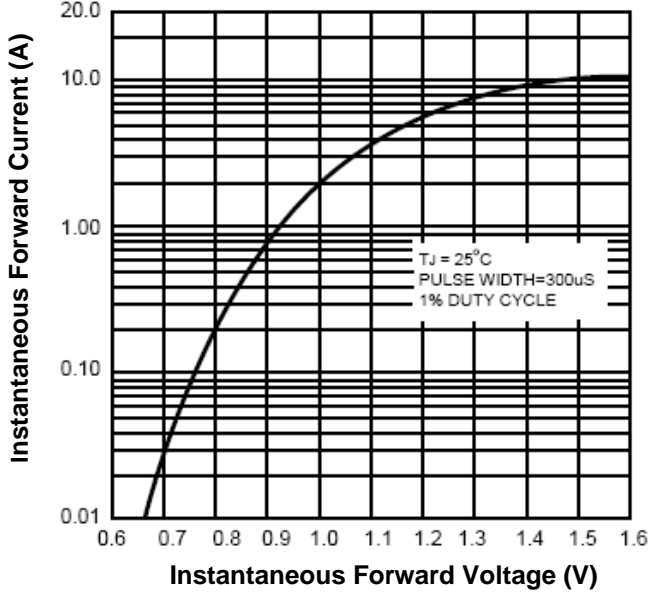


Fig.4-Typical Reverse Characteristics

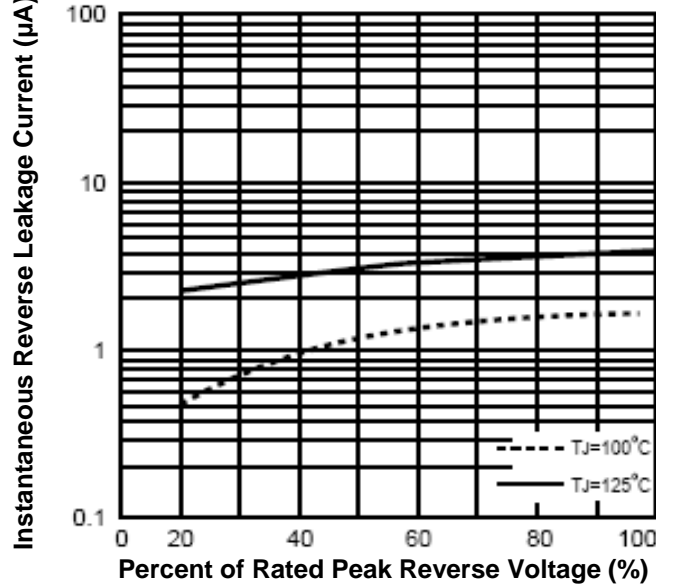
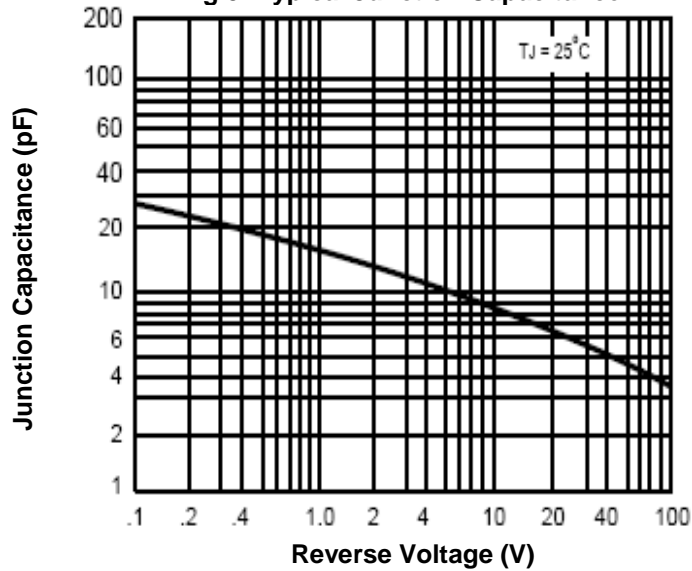


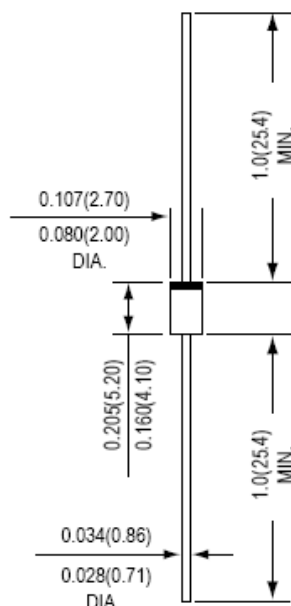
Fig.5- Typical Junction Capacitance



1.0A Sintered Glass Passivated Rectifier

GP10A - GP10M

Dimensions in inches (mm)



DO-41
(DO-204AL)

How to contact us:

US HEADQUARTERS

28040 WEST HARRISON PARKWAY, VALENCIA, CA 91355-4162

Tel: (800) TAITRON (800) 824-8766 (661) 257-6060

Fax: (800) TAITFAX (800) 824-8329 (661) 257-6415

Email: taitron@taitroncomponents.com

Http://www.taitroncomponents.com

TAITRON COMPONENTS MEXICO, S.A .DE C.V.

BOULEVARD CENTRAL 5000 INTERIOR 5 PARQUE INDUSTRIAL ATITALAQUIA, HIDALGO C.P.

42970 MEXICO

Tel: +52-55-5560-1519

Fax: +52-55-5560-2190

TAITRON COMPONETS INCORPORATED E REPRESENTAÇÕES DO BRASIL LTDA

RUA DOMINGOS DE MORAIS, 2777, 2.ANDAR, SALA 24 SAÚDE - SÃO PAULO-SP 04035-001 BRAZIL

Tel: +55-11-5574-7949

Fax: +55-11-5572-0052

TAITRON COMPONETS INCORPORATED, SHANGHAI REPRESENTATIVE OFFICE

METROBANK PLAZA, 1160 WEST YAN' AN ROAD, SUITE 1503, SHANGHAI, 200052, CHINA

Tel: +86-21-5424-9942

Fax: +86-21-5424-9931